

# AETC SNAPSHOT

RECRUIT, TRAIN, EDUCATE & DEVELOP THE AIRMEN AND GUARDIANS THE NATION NEEDS



## KEY LEADERS

**Commander:** Lt. Gen. Brian S. Robinson  
**Deputy Commander:** Maj. Gen. Clark J. Quinn  
**Command Chief:** Chief Master Sgt. Chad W. Bickley  
**Air University:** Lt. Gen. Andrea D. Tullos  
**2nd Air Force:** Maj. Gen. M. Wolfe Davidson  
**19th Air Force:** Maj. Gen. Gregory Kreuder  
**Air Force Accessions Center:** Brig. Gen. Jeffrey W. Nelson  
**59th Medical Wing:** Brig. Gen. Gwendolyn A. Foster  
**502d Air Base Wing:** Brig. Gen. Randy P. Oakland

## FY24 BASICS

Annual Budget	\$10.4 Billion
Total Force Assigned	63,865
Total Force Recruits <sup>1</sup>	47,220
Total Force Recruiting Goal	46,342
Education Course Graduates	89,199
Training Course Graduates	157,803
Basic Military Training Graduates	31,748
Aircraft in Inventory	1,401
Career Specialties	265
Flying Hours	384,799
AETC Installations	11
AETC Wings	25

## UNITS

**2nd Air Force**  
 17 TRW, Texas  
 37 TRW, Texas  
 SWTW, Texas  
 81 TRW, Miss.  
 82 TRW, Texas

**19th Air Force**  
 12 FTW, Texas  
 14 FTW, Miss.  
 33 FW, Fla.  
 47 FTW, Texas  
 49 WG, N.M.  
 56 FW, Ariz.  
 58 SOW, N.M.  
 71 FTW, Okla.  
 80 FTW, Texas  
 97 AMW, Okla.  
 314 AW, Ark.

**AF Accessions Center**  
 Holm Center  
 AFRS  
 360 RCG, Pa.  
 367 RCG, Ga.  
 369 RCG, Texas  
 372 RCG, Utah

**ANG/AFR<sup>2</sup>**  
 149 FW, Texas  
 150 SOW, N.M.  
 162 WG, Ariz.  
 189 AW, Ark.  
 173 FW, Ore.  
 174 ATKW, N.Y.  
 163 ATKW, Calif.  
 340 FTG, Texas  
 429 ATKS, N.M.  
 730 AMTS, Okla.  
 908 FTW, Ala.  
 944 FW, Ariz.

**Air University, Ala.**  
 502 ABW, Texas  
 59 MDW, Texas\*

Officer	6,809
Enlisted	26,160
Guard	5,500
Reserve	454
Civilian	15,041
Contractor	9,901

**63,865**  
**TOTAL**  
**FORCE**

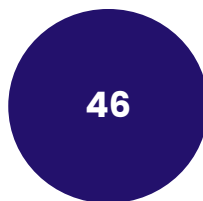
## DEMOGRAPHICS:

### Commissioning Source (Active Duty)

- AFROTC 30.3%
- Officer Training School<sup>3</sup> 49.9%
- Air Force Academy 10.8%

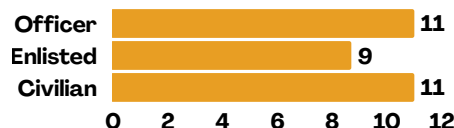
### Education (by %)

	Officer	Enlisted	Civilian
Associate's or Equivalent		15.9%	9.8%
Bachelor's	100%	8.7%	20.6%
Master's	31.4%	2.3%	20.2%
PHD	2.7%	.03%	2.7%

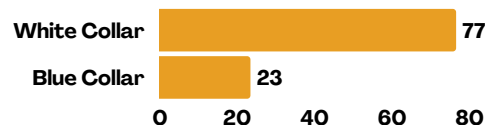


Average Age

### Average Time in Service (years)



### Civilian Workforce<sup>4</sup> (by %)



1. Includes Active Duty, Reserve, Guard, Civilians and Contractors. Does not include students. 2. Includes wing-level component units. 3. OTS provides officer training for Total Force Line Officers, directly commissioned JAG, Chaplain, and medical professionals and inter-service transfers. 4. Civilian Workforce numbers do not include NAF or Contractors.

\*Unit was transferred out of AETC in 2025

T-6	442	TH-1H	28	KC-135R	18	UH-1N	10	UV-18B	3
T-38C	416	Gliders	24	C-17A	17	CV-22B	8	AC-130J	5
T-1A	86	MQ-9A	18	C-130J	14	MC-130J	6		
F-16C/D	96	T-53	24	HH-60	9	T-41D	4		
F-35A	148	KC-46	8	MD-1A	14	T-51A	3		

**1,401**  
**AIRCRAFT**



# RECRUIT, TRAIN, EDUCATE

## ACCESSIONS, PRODUCTION, & BUDGET

### FY24 TOTAL FORCE RECRUITING NUMBERS VS FY25 RECRUITING GOALS

#### FY 24 Recruited/Goal

27,139 / 27,100

1,293 / 1,055

5,973 / 5,700

1,269 / 1,500

735 / 748

49 / 42

#### Enlisted (Active)

#### Line Officers (Active)

#### Enlisted (Reserve)

#### Line Officers (Reserve)

#### Health Professionals

#### Chaplains (Selecting for FY26 Goal)

#### FY25 USAF + USSF <sup>5</sup>

33,000 + 855

1,108 + 90

6,100

1,500

1,005

44

[WWW.AETC.AF.MIL](http://WWW.AETC.AF.MIL)

## FY24 AU STUDENT PRODUCTION

**Professional Military Education <sup>6</sup>**..... 24,177

Resident ..... 9,012

Non-Resident ..... 15,165

**Professional Continuing Education** ..... 26,179

Resident ..... 14,098

Non-Resident ..... 12,081

**Leader Development** ..... 29,263

Resident ..... 5,148

Non-Resident ..... 24,315

**AFSC/Badge Awarding** ..... 2,150

**Academic Degrees Awarded <sup>7</sup>**..... 11,480

#### **Officer Accessions**

Officer Training School <sup>8</sup> ..... 2,685

AF Reserve Officer Training Corps ..... 1,632

#### **Citizenship Development**

AF Junior Reserve Officer Training Corps ..... 81,813

## AETC FY24 BUDGET

Payroll <sup>9</sup>..... \$5,761.9M

Medical Care ..... \$406.3M

Military Family Housing ..... \$9.2M

Procurement ..... \$10.2M

Contingency Operations ..... \$45.9M

Research, Development, Testing & Evaluation ..... \$1.2M

Restoration & Modernization <sup>10</sup> ..... \$370.2M

Flying Training ..... \$2,420.7M

Education ..... \$367.1M

Medical Training ..... \$134.5M

Technical Training ..... \$398.1M

Recruiting ..... \$211.7M

Force Development ..... \$110.5M

Other ..... \$118.7M

## FY24 TRAINING COURSE GRADUATES

**Survival Training** 11,829

**Aircrew Training** 4,562

Officers 3,789

Enlisted 773

**Initial Skills Training** 62,569

Officers 4,104

Enlisted 58,465

**Supplemental/Advanced Training** 70,203

Officers 10,240

Enlisted 59,963

**Expeditionary Training** 8,640

Officers 1,282

Enlisted 7,318

Civilian 40

**31,748**  
**BASIC**  
**MILITARY**  
**TRAINING**  
**GRADUATES**

5. Does not include ANG figures. 6. PME includes resident Officer (SOS, ACSC and AWC, and Enlisted (NCOA, SNGOA and CLA) courses. Distance learning is governed by GCPME and includes the online equivalent to the resident courses along with ALS. 7. Academic degrees include AU and AFIT MS programs, and CCAF and Eaker Center AAS program. 8. OTS provides officer training for Total Force Line Officers and Direct Commissions and includes Reserve Commissioned Officer Orientation for hard-to-recruit ARC medical specialties 9. Includes military personnel (MILPERS) and civilian pay (operations and maintenance and medical). 10. Includes Facilities, Sustainment, Restoration & Modernization (FSRM) funding from AFIMSC for AETC facilities.